



Vent-Axia[®]

The UK's Leading Ventilation Company

MEV & dMEV for New Build Residential

Edition 1

www.vent-axia.com/new-build



Vent-Axia
Lo-Carbon.

Vent-Axia
Lo-Carbon.



Selecting Mechanical Extract Ventilation Just Got Easier

As the drive towards carbon neutrality continues to push forward, the challenge of further lowering Dwelling Emission Rates (DER) requires continuous improvement from all within the building services industry. Compliance to tightening regulations is paramount and it is the duty of the manufacturer to look forward and deliver an offering which is not only compliant for today but sets the standard for the future.

Looking beyond the targets set out by the government for carbon neutrality, it is also vital not to lose sight of the key value offered to tenants - good Indoor Air Quality (IAQ). The industry surveillance conducted to inform the Government's Future Homes Standard found that the majority of homes with continuous mechanical ventilation installed were below the acceptable IAQ levels outlined in Approved Document F. Further findings showed of the 25 homes with continuous mechanical extract systems installed, only 1 met the ventilation rates outlined in ADF. The cause of these issues can be reduced down to two key factors: poor installation of ventilation systems and a lack of fundamental understanding of ventilation from tenants.

It should also be noted that IAQ isn't just limited to the physical make-up of the air we breathe through particulate emissions, but also extends to other forms of emission and one in particular - noise. The World Health Organization (WHO) claims that increased exposure to noise can lead to cardiovascular disease, cognitive impairment and negative effects on sleep. As a result of these findings, local authorities are under ever increasing pressure to tighten planning requirements around noise in residential new builds.


A reliable, highly efficient, quiet and easy to operate ventilation system is therefore the key to unlocking a healthier, greener future. The centralised (MEV) and decentralised mechanical extract ventilation (dMEV) systems from Vent-Axia offer market leading efficiency across a range of products with an easy-to-operate control platform and extremely low operating noise. Along with supplying market leading products for over 80 years, the MEV & dMEV range from Vent-Axia has just made it even easier to select the right ventilation system for your project.

Vent-Axia



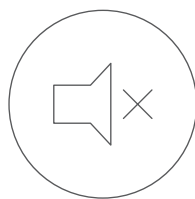
MEV and dMEV

for New Build Residential



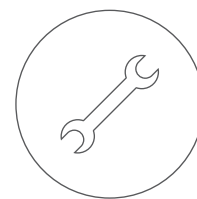
Market Leading Efficiency

As ever, the MEV and dMEV range from Vent-Axia boasts market leading efficiencies allowing Dwelling Emission Rates to be kept at a minimum.



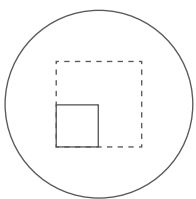
Ultra Quiet Performance

The MEV and dMEV range has been carefully designed using cutting edge CFD modelling to reduce energy loss and noise across all performance points.




Easy Installation

With a common digital control platform throughout the range and smart accessories for use through the home, the MEV and dMEV range is a breeze to install, commission and control.




Compact Design

The low-profile, sleek design of the dMEV and compact footprint of the MEV ensure an unobtrusive offering in the home without requiring you to take up valuable real-estate.



Flexibility

A wealth of control and switching options across the range gives you the flexibility to provide a solution to any New Build scenario.



Peace of Mind

Along with 3rd party testing for all sound and efficiency data, 80 years of supplying market leading ventilation products across the world gives you the peace of mind that our dMEV and MEV ranges are the number 1 choice for mechanical extract ventilation.

Lo-Carbon Sentinel Multivent/Plus

- Marketing leading efficiency
- Ultra low noise
- Digital controls for speedy installation
- Improves indoor air quality
- App capability on "X" units
- Proportional humidity sensor
- Compact design
- Recognised in SAP PCDB
- Specific fan power as low as 0.14 W/l/s
- Suitable for use with external sensors and controllers
- New wireless controllers option available with "X" units
- Complies with Building Regulations ADF and ADL
- Manufactured in the UK from recyclable materials



The Sentinel Multivent range is a high efficiency, low profile solution for continuous mechanical extract ventilation; MEV is designed for the simultaneous ventilation of separate areas in the home or as a multipoint extraction system for a wide range of commercial applications.

As well as market leading efficiency, contributing to reductions in Dwelling Emission Rates (DER), the new Multivent range also boasts a wealth of features aimed at cutting down installation time, improving indoor air quality (IAQ) and guaranteeing end-user comfort.

In order to further improve IAQ, Multivent is available with integral and adjustable CO² and humidity sensors which increase ventilation rates in proportion to relative levels of pollutants within the dwelling.

A state-of-the-art EC fan is at the heart of the Multivent, bringing specific fan power down as low as 0.14W/l/s - costing as little as £6 per year to run. Based on the Vent-Axia MVDC-MS/MSH unit running at 1x kitchen, 2x bathroom for 23 hours a day and 70% power for boost 1 hour a day, at a charge of £0.14 per. kW/h. Modern engineering techniques, such as computational fluid dynamics (CFD), have been utilised throughout the development of the Multivent range to ensure the unit is both ultra-quiet and ultra-efficient.

Digital controls and flexible switching options across the range allow installers to easily commission the Multivent with little opportunity for error or the need for accessories and extras. Each unit offers adjustable overrun timers, adjustable delay-on timers and up to 4 adjustable speeds including Purge to help combat overheating in apartments.

As well as market leading efficiency and ultra-low noise, the Sentinel Multivent range also boasts the option of App control along with both wired and wireless controller options. These allow users to effortlessly commission and monitor the system on a smart-phone or tablet from anywhere in the dwelling.

The Sentinel Multivent range is fully compliant to UK building regulations and is listed on the Product Characteristics Database (PCDB). All sound data was obtained through independent 3rd party testing at the Sound Research Laboratory (SRL), tested to BS EN 13141-6.

The Need to Improve Efficiency

Sentinel Multivent has been designed to meet the exacting demands of developers, installers and users offering advanced control options and easier installation and commissioning.

- Demand Control - enables precise ventilation rate, is set in 1% increments based on property size
- App enabled for easy commissioning and monitoring
- Integral digital display allows the installer to select appropriate normal, boost and purge speeds to meet demand
- Manual and automatic control options
- Integral adjustable overrun timer and delay on timer
- Plug-n-Play automatic sensor detection
- Switched live and SELV connections
- Optional wired or wireless controllers
- Lowest Specific Fan Power (SFP) on the market

Legislation

- Meets Building Regulations Approved Document F and L (continuous mechanical ventilation)
- Recognised in SAP PCDB up to kitchen + 6 wet rooms
- Meets government carbon footprint reduction targets
- Lowest SFP figures of any demand control MEV system

Improving IAQ

- Removal of pollutants such as moisture, carbon dioxide and external fumes are all important factors in maintaining indoor air quality, helping to create a healthier living environment
- Increased occupancy in your home directly relates to the amount of CO² in your indoor environment. The integral CO² sensor on relevant models automatically increases the ventilation rate based on this increased CO² level, automatically delivering you the best indoor environment
- The integral humidity sensor increases fan speed in proportion to relative humidity levels, saving energy and reducing noise
- The sensor also reacts to small but rapid increases in humidity, even if the normal trigger threshold is not reached. This unique feature ensures adequate ventilation, even for the smallest wet room

- Ambient Response humidity feature suppresses nuisance tripping as humidity gradually increases with falling temperature
- High efficiency motors paired with internal mouldings designed using computational fluid dynamics (CFD) result in ultra low noise for the occupier
- Increased occupancy in your home directly relates to the amount of CO² in your indoor environment. The integral CO² sensor on relevant models automatically increases the ventilation rate based on this increased CO² level, automatically delivering you the best indoor environment.

SAP PCDB

In order to make the right choice, developers and contractors should refer to Building Regulations ADL1a, SAP 2012 and SAP PCDB.

SAP PCDB was launched in June 2006 to reward innovative ventilation manufacturers by testing and listing energy efficient products that assist in helping developers meet their Target Emission Rates (TER).

SAP is the underpinning methodology behind the Energy Performance Certificates and is used to demonstrate compliance with Building Regulations for Dwellings - Approved Document L (England and Wales), Section 6 (Scotland) and Approved Document F (Northern Ireland). SAP PCDB specifically relates to wholehouse ventilation systems and lists a number of Vent-Axia Mechanical Ventilation solutions which offer an improved SAP rating over and above the default for these product types.

SAP PCDB Test Results

Exhaust Terminal Configuration	MVDC-MS/H SFP (W/l/s)	Sentinel Multivent SFP (W/l/s)	Sentinel Multivent Plus SFP (W/l/s)
K+1	0.15	0.17	0.17
K+2	0.14	0.16	0.16
K+3	0.16	0.17	0.17
K+4	0.18	0.18	0.18
K+5	0.21	0.21	0.21
K+6	0.26	0.24	0.24

To assist developers and contractors Vent-Axia can provide detailed scheme designs together with installation guidance and training.

Your Carbon Footprint

Carbon Footprint is a measure of the amount of carbon dioxide (CO²) emitted through the burning of fossil fuels. From a residential and commercial building perspective, it is the amount of carbon generated when you consume a kilowatt of electricity. Reducing a building's carbon footprint will ultimately reduce electricity bills and save money for every individual household or business. It will also help meet the UK target for the reduction of emissions, as well as allowing you to help the environment.

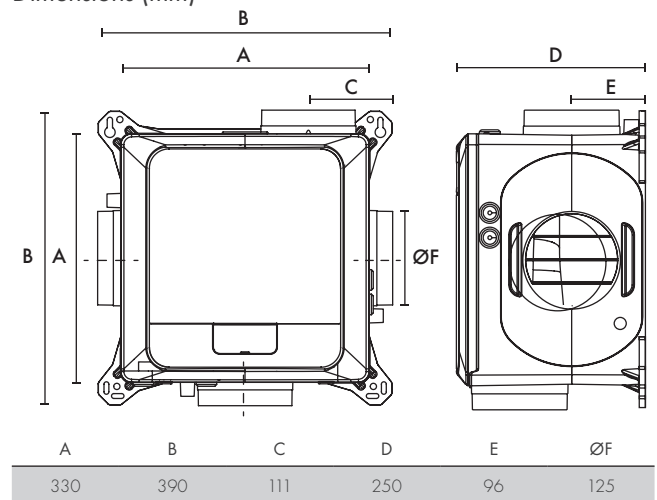
Models

Model	Stock Ref
Multivent MVDC-MS	437634
Multivent MVDC-MSH	443298
Sentinel Multivent H	445655
Sentinel Multivent HX	495360
Sentinel Multivent HX CO ²	495361
Sentinel Multivent Plus H	407849
Sentinel Multivent Plus HX	495362
Sentinel Multivent Plus HX CO ²	495363

Accessories

Model	Stock Ref
Anti Vibration Mounts (Pack of 4)	68MP033G
External Wired PIR Sensor	459623
External Wired Ambient Response Humidity Sensor	563550
External Wired Ecotronic Humidity Sensor	563532

Dimensions (mm)



Model Range Overview

Model	MVDC-MS	MVDC-MSH	Sentinel Multivent H	Sentinel Multivent HX	Sentinel Multivent HX CO ²	Sentinel Multivent Plus H	Sentinel Multivent Plus HX	Sentinel Multivent Plus HX CO ²
Stock Ref.	437634	443298	445655	495360	495361	407849	495362	495363
Air Volume @ 200 Pa (l/s)	70	70	93	93	93	123	123	123
Digital User Interface	✓	✓	✓	✓	✓	✓	✓	✓
LS Connection	2	2	2	2	2	2	2	2
Volt Free	2	2	2	2	2	2	2	2
Proportionate Control	2	2	2	2	2	2	2	2
Adjustable Delay On Timer	✓	✓	✓	✓	✓	✓	✓	✓
Adjustable Overrun Timer	✓	✓	✓	✓	✓	✓	✓	✓
Adjustable Humidistat		✓	✓	✓	✓	✓	✓	✓
Ambient and Rapid-Rise Humidistat			✓	✓	✓	✓	✓	✓
Wireless UI Compatible				✓	✓		✓	✓
Wired UI Compatible	✓	✓	✓	✓	✓	✓	✓	✓
Normal, Boost & Purge Switch Compatible	✓	✓	✓	✓	✓	✓	✓	✓
Integral CO ² Sensor					✓			✓
Number of Adjustable Fan Speeds	3	3	4	4	4	4	4	4
Run Time Clock	✓	✓	✓	✓	✓	✓	✓	✓
Silent Hours Set Able				✓	✓		✓	✓
Remote Fault Indication	✓	✓	✓	✓	✓	✓	✓	✓

Consultant's Specification

The mechanical extract ventilation unit shall be the Multivent as manufactured by Vent-Axia, exact unit sizing and specification shall be in accordance with the particular specification. The unit shall be delivered with a 7 year warranty.

The unit shall comprise a single high efficiency EC/DC backward curved impeller that will extract air from wet rooms from as many as 3 125mm spigots, exhaust air shall be terminated through a 125mm spigot to atmosphere.

The controls for the MEV unit shall be fully digital with the ability to adjust and commission 4 speeds (low, normal, boost, purge) to 1% increments of the maximum fan speed. The MEV unit shall also provide a minimum of 2 LS contacts with assignable and adjustable overrun and delay-on timers. The unit shall display fault indication and allow for remote fault indication to be displayed in the main living space of the dwelling.

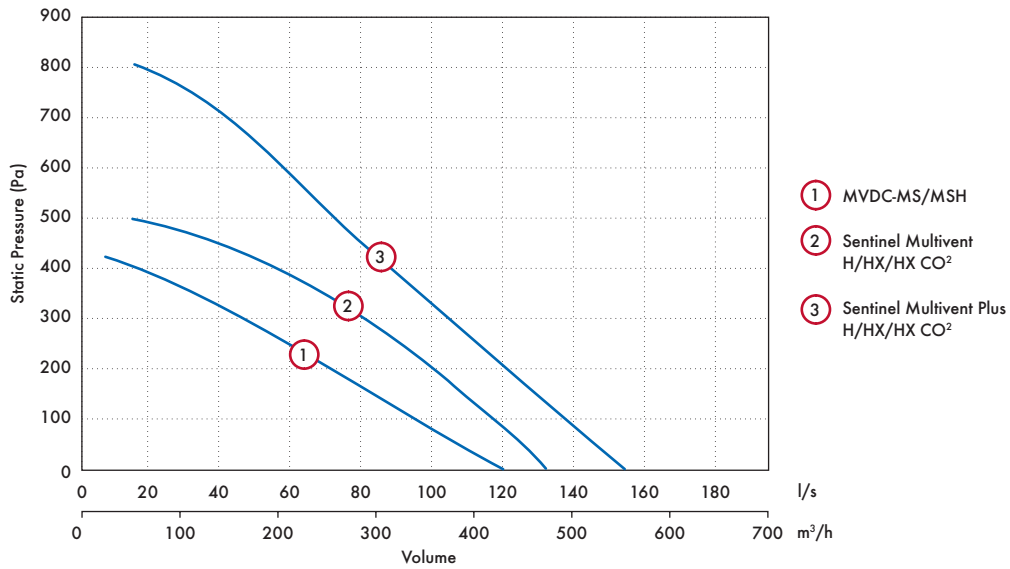
The unit shall include an integral humidity sensor with adjustable threshold, which increases fan speed in proportion to the level of humidity detected. The unit shall also automatically raise the humidity threshold set point as temperature decreases in order to prevent hunting or unnecessary boosting due to background humidity.

The unit shall include an integral CO² sensor which will proportionally increase fan speed as CO² levels increase above the selected threshold in the dwelling.

The unit shall be provided with a wired/wireless Remote Controller which provides a full user interface to commission, operate and monitor the unit from within the main living space of the dwelling. An app shall also be available for connection to the controller via Bluetooth to allow full commissioning, operation and monitoring.

*The unit shall be acoustically treated and independently 3rd party tested at the Sound Research Laboratory (SRL), tested to BS EN 13141-6.

Performance Guide



Sound Data

Model	Speed	Test Mode	Octave Band (Hz) Sound Power Levels, dB							LwA	Spl @ 3m	
			63	125	250	500	1k	2k	4k			8k
MVDC-MS/H	20%	Extract	50.3	40.4	40.0	33.7	28.1	21.6	18.0	23.0	36.2	18.7
		Breakout	40.2	38.7	32.8	26.9	17.1	14.5	17.8	22.4	29.9	9.4
	40%	Extract	58.4	52.9	52.4	46.2	41.5	30.4	20.8	23.1	48.2	30.7
		Breakout	42.7	44.7	45.3	33.0	24.3	19.7	17.9	22.4	37.5	17.0
	60%	Extract	56.4	58.2	62.5	53.9	41.3	40.0	32.0	25.9	56.2	38.7
		Breakout	40.1	52.1	50.2	39.2	30.6	32.2	20.0	22.4	43.9	23.4
	80%	Extract	60.1	63.9	67.2	63.8	48.4	46.2	41.6	35.0	63.1	45.6
		Breakout	33.6	60.1	47.4	49.6	36.1	32.7	24.2	22.7	49.2	28.7
	100%	Extract	76.2	79.3	71.9	69.7	53.6	51.4	47.9	42.2	69.7	52.2
		Breakout	47.3	56.6	52.5	52.7	40.7	37.7	29.7	23.7	51.7	31.2
Sentinel Multivent	20%	Extract	32.5	50.7	41.9	37.5	28.4	19.4	17.8	22.3	38.0	20.5
		Breakout	28.7	37.6	32.5	29.6	20.9	14.8	17.9	22.7	30.5	10.0
	40%	Extract	33.4	51.3	52.7	48.2	41.8	38.0	24.0	22.8	49.2	31.7
		Breakout	34.1	52.7	42.6	38.9	30.3	24.8	18.5	22.6	42.0	21.5
	60%	Extract	38.2	53.3	70.5	58.9	49.5	46.0	35.8	27.2	61.5	44.0
		Breakout	44.8	48.4	54.4	45.4	37.6	32.6	23.6	22.8	47.4	26.9
	80%	Extract	41.7	55.5	70.3	60.6	55.3	52.7	43.5	35.9	64.2	46.7
		Breakout	41.8	51.6	61.9	50.9	43.5	39.5	30.3	23.9	55.1	34.6
	100%	Extract	46.3	58.1	75.1	66.7	60.1	58.0	49.1	43.3	70.2	52.7
		Breakout	46.0	54.0	63.2	55.3	47.8	44.6	35.7	27.0	58.3	37.8
Sentinel Multivent Plus	20%	Extract	30.3	49.6	43.5	40.4	33.2	25.2	18.2	22.4	40.3	22.8
		Breakout	30.5	39.8	35.3	31.3	22.3	16.5	17.9	22.8	32.5	12.0
	40%	Extract	43.5	54.7	60.8	54.5	46.2	42.5	31.0	24.5	54.5	37.0
		Breakout	47.0	49.3	54.0	42.1	33.9	29.1	20.6	22.6	45.7	25.2
	60%	Extract	40.8	55.2	67.0	61.0	54.0	50.9	41.3	33.3	62.1	44.6
		Breakout	40.1	51.2	58.7	48.2	41.3	37.4	28.4	23.5	52.0	31.5
	80%	Extract	45.5	57.6	79.1	66.3	59.7	57.5	48.5	42.7	73.2	55.7
		Breakout	45.6	54.6	64.5	54.7	46.5	44.2	35.2	26.5	59.1	38.6
	100%	Extract	52.7	61.8	71.6	81.8	66.1	62.7	54.0	49.2	77.8	60.3
		Breakout	56.0	56.6	61.2	63.1	51.3	49.0	40.4	31.4	60.9	40.4

Lo-Carbon NBR dMEV/dMEVe

- Market leading efficiency
- Digital controls with display
- Fully adjustable normal & boost airflow settings
- 100mm & 125mm model
- Recognised in SAP PCDB
- Constant volume
- Display showing airflow and system pressure
- Switched live connection for external switches/sensors
- IPX5 rated
- Multi-orientation grille
- NHBC Approved
- STAS Approved (Scotland)
- Airflow sensor models UKAS calibrated



Lo-Carbon NBR dMEV

Continuous running, constant volume dMEV range with switched live (LS) and innovative digital display and harmonised control platform. Quiet running and with high pressure development, the dMEV is best in class.

The unique patented display provides the calibrated installed airflow and pressure meaning that there is no need to test the installation with an airflow measuring device.

The constant volume technology automatically adjusts the speed of the fan to ensure the desired airflow is delivered. A silent high pressure axial impeller means Lo-Carbon dMEV can meet the requirements of many domestic installations without the need to use a traditional centrifugal fan.

A brand new control platform also provides fully adjustable airflow in 1l/s increments, meaning wholehouse rates can be achieved easily using fewer fans than is currently possible with any other dMEV product on the market.

Longer Duct Runs

A new 125mm dMEV fan is also available to further improve Dwelling Emission Rates (DER) by improving efficiency and lowering noise. The larger 125mm spigot also means there are almost no restrictions in terms of duct lengths and bends used in the system, when compared to a traditional 100mm axial fan. This means fewer fans are required to achieve wholehouse ventilation rates.

As can be seen below, an axial dMEV fan consumes a fraction of the energy of the equivalent centrifugal fan - drastically reducing DER.

Configuration	Location	Alternative Centrifugal Fan SFP	Vent-Axia dMEV 125mm SFP
In room	Kitchen	0.38	0.16
	Wet Room	0.29	0.20
Through Wall	Kitchen	0.36	0.12
	Wet Room	0.28	0.16

Side View of Airflow Display

Be confident that the dMEV is delivering the right performance with our innovative digital display showing the airflow and system pressure of the installed product.



Comfort Control Option

Designed to offer a more relaxing environment to the homeowner, the Lo-Carbon dMEV features a delayed start option. This patented comfort control option is selectable at installation and allows the homeowner to enjoy a quiet, peaceful bathroom for up to 20 minutes before the Boost activates. Furthermore, if the light switch turns On and Off within 3 minutes, the Boost will not activate. No more disturbing the family if the bathroom light is turned on during the night.

Model

Lo-Carbon NBR dMEVe & dMEVe HT

For kitchen, utility and bathroom/toilet applications, the continuous running H model incorporates an adjustable (40% - 90%) ambient response humidistat. The fan will increase the extract rate if the humidity rises above the point set at installation.

Fixed Speed Settings (3 boost speeds, 2 trickle speeds)

Model	Stock Ref
100e (Switch Live)	474496
100e HT (Humidity Control)	474497

Fixed Speed Settings (2 boost speeds, 3 trickle speeds)

Model	Stock Ref
125e (Switch Live)	495364
125e HT (Humidity Control)	495365

Lo-Carbon NBR dMEV & dMEV HT

Continuous running dMEV available in two sizes. Humidity control models incorporate an adjustable (40% - 90%) ambient response humidistat. The fan will increase the extract rate if the humidity rises above the point set at installation. Variable speed options for trickle and boost, dependant on size for maximum control. Features a display prism, to allow users to see airflow being achieved without having to remove a grille.

Variable Speed Settings (5-30 l/s trickle, 6-35 l/s boost)

Model	Stock Ref
100 (Switch Live)	475142
100 HT (Humidity Control)	473809

Variable Speed Settings (9-30 l/s trickle, 10-35 l/s boost)

Model	Stock Ref
125 (Switch Live)	494147
125 HT (Humidity Control)	494148

Accessories

Model	Stock Ref
Wall Kit White 100mm	254102
Wall Kit Brown 100mm	254100
Ceiling Kit 100mm	407928
Window Kit 100mm	407927
Decoration Frame 100mm	474041
Wall Kit White 125mm	455226
Conversion Kit 150mm	408680

Consultant Specification

The de-centralised mechanical extract ventilation unit shall be the NBR DMEV as manufactured by Vent-Axia, exact unit sizing and specification shall be in accordance with the particular specification.

The range should consist of IPX5 rated 100mm and 125mm sizes to meet the Building Regulations compliant design, extracting air from wet rooms (including kitchen and utility) via rigid, flexible ducting or through-wall applications with the fewest fans possible, supplied with a 7 year warranty.

The 100mm DMEV should have variable speed settings of 5-30 l/s on trickle and 6-35 l/s on boost, achieving a minimum noise level of 13 dB(A) at 3 metres. The 125mm DMEV should have variable speed settings of 9-30 l/s on trickle and 10-35 l/s on boost, achieving a minimum noise level of 12.9 dB(A) at 3 metres. All units shall be and independently 3rd party tested at the Sound Research Laboratory (SRL), tested to BS EN 13141-6.

The unit shall comprise a single high efficiency EC/DC motor to deliver specific fan powers as low as 0.12 w/l/s, as measured in accordance with the SAP PCDB test method and listed on the PCDB database.

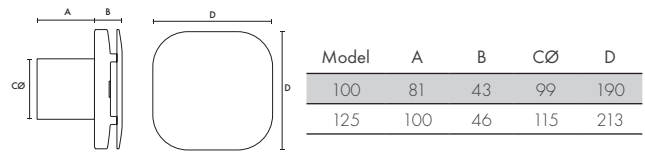
The controls for the DMEV unit shall provide fully adjustable, continuous trickle and boost speeds, with the airflow being controlled in 1 l/s increments. The boost speed shall be activated via a switch live input or integral humidistat.

The unit shall include an integral humidity sensor with ambient and rapid response capability, which increases fan speed in proportion to the level of humidity detected. The unit shall also automatically raise the humidity threshold set point as temperature decreases in order to prevent unnecessary boosting due to background humidity levels.

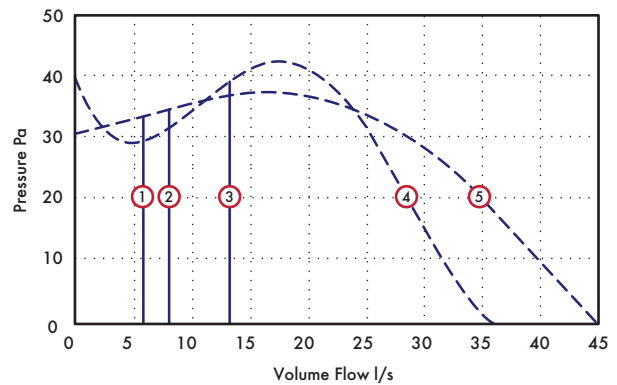
The unit shall be able to be commissioned as a continuous running or intermittent fan according to the Building Regulations compliant design. The fan will have an in-built spirit level for ease of installation.

Commissioning of the fan in accordance with the Building regulations shall be achieved without the use of an airflow measuring device. The fan shall be provided with a UKAS calibrated, constant volume function with the flow rates displayed on the unit without having to remove the cover via the display prism.

Dimensions (mm)



Performance Guide



- ① 6l/s Constant Volume
- ② 8l/s Constant Volume
- ③ 13l/s Constant Volume
- ④ Maximum pressure available to deliver airflow - 100mm model
- ⑤ Maximum pressure available to deliver airflow - 125mm model

Sound

100mm					125mm						
Flow l/s	Min	6	8	13	Max	Flow l/s	Min	9	13	15	Max
Pa	-	5	7	17	-	Pa	-	4	7	9	-
dB(A)	13	14	17	24	41	dB(A)	12	14	17	19	36

SAP PCDB Performance

Unit Configuration	Location	100 Model	125 Model
In room (rigid duct)	Kitchen	0.17	0.16
	Wet room	0.17	0.20
In room (flex-duct)	Kitchen	0.16	0.15
	Wet room	0.16	0.20
Through wall	Kitchen	0.12	0.12
	Wet room	0.14	0.16

A Wide Range of Solutions

More than just an innovative ventilation manufacturer



Support

Our expert ventilation consultants are always on-hand to assist with queries, offer their expert advice, or even assist installers on trials of new ventilation products. Backed up by a knowledgeable and friendly technical support department, you can rest assured that Vent-Axia will always offer first class support.

tech@vent-axia.com
Tel: +44 (0)344 856 0594



Training

The ventilation industry is constantly changing and evolving. So are our customer's challenges and that is why we are on hand to offer practical, engaging and informative training. From the NICEIC Domestic Ventilation Training Course to hands-on toolbox talks on installation, we can help you to stay ahead of the knowledge curve.

www.vent-axia.com/niceic
www.vent-axia.com/cpd
www.vent-axia.com/toolbox



Downloads

Vent-Axia has simplified the way you can access information. Knowledge Hub provides you with our literature and comprehensive product information all in one place, at the touch of a button.

Watch our video now to find out more:
www.vent-axia.com/knowledge-hub



Fan Selector

Whatever your application or selection criteria you can easily select products and add them to a quote, enabling the complete list of ventilation materials to be defined.

To make it simple we have also included the recommended ancillary items with many of the products, ensuring that you automatically build the necessary components to complete the installation.

www.vent-axia.com/fanselector



VENT-AXIA CONTACT NUMBERS

Free technical, installation and sales advice is available

Sales Tel: 0344 856 0590
Sales Fax: 01293 565169
Tech Support Tel: 0344 856 0594
Tech Support Fax: 01293 532814
Web: www.vent-axia.com
Email: sales@vent-axia.com

Supply & Service

All sales made by Vent-Axia Limited are made only upon the terms of the Company's Conditions of Sale, a copy of which may be obtained on request. As part of the policy of continuous product improvement Vent-Axia reserves the right to alter specifications without notice.



Download our Knowledge Hub app - Your new pocket expert.

Search, View, Share - It's that easy!



A British company supporting British manufacturing
Vent-Axia Group Ltd Made in Britain

